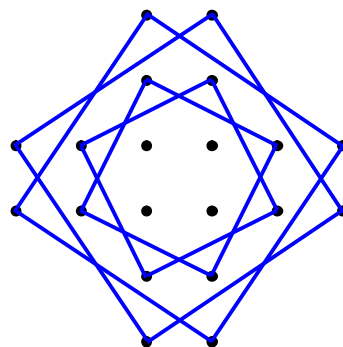
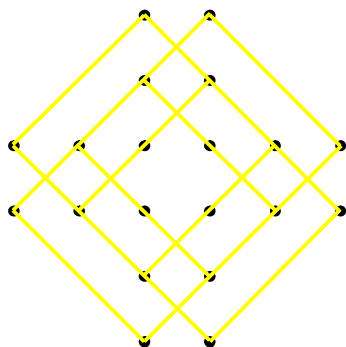
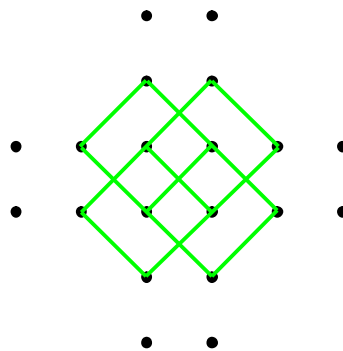
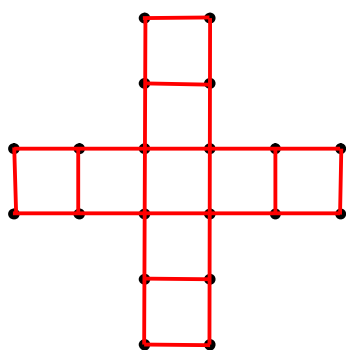


Soluzioni!

Giochiamo con le figure - giochi per bambini dagli 8 agli 11 anni

🌀 QUADRATI

Ecco le 21 soluzioni.



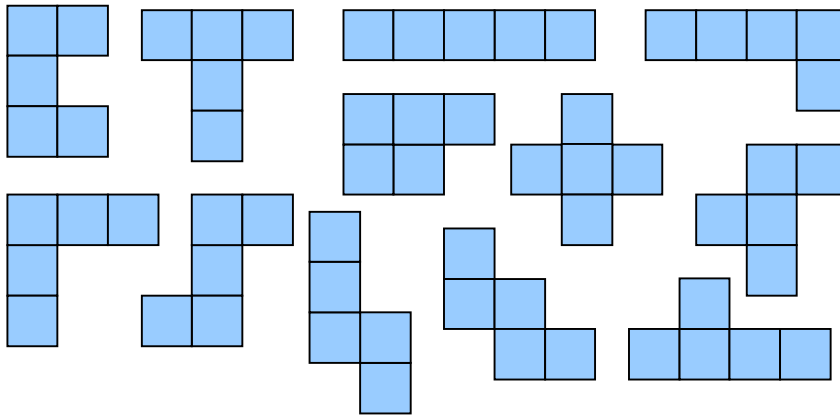
🌀 I GETTONI DI ALICE

Le soluzioni sono 60

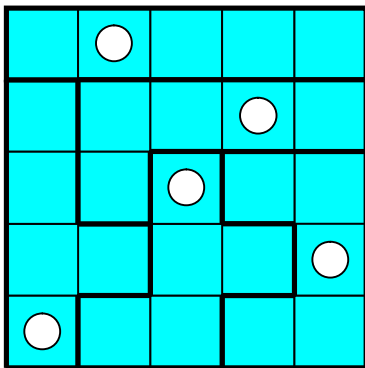
$$5 \times 4 \times 3 = 60$$

LA FAMIGLIA DEI PENTAMINI

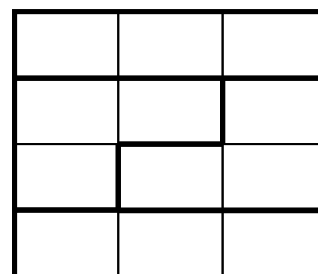
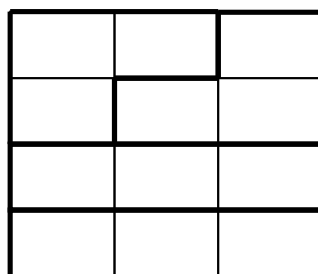
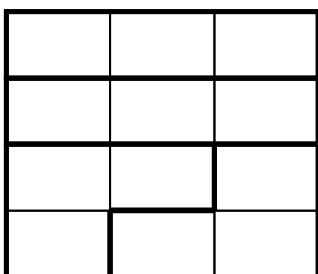
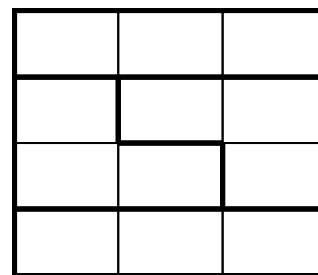
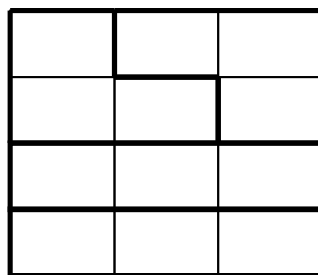
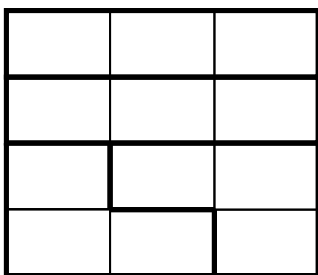
Ecco i 12 Pentamini.



I PENTAMINI BUCATI



IL TABELLONE



🌀 SUCCO ALLA PESCA

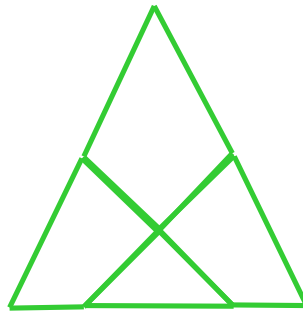

Presentiamo una soluzione:

Al 1° compagno 3 bottiglie piene
 1 bottiglia a metà
 3 bottiglie vuote

Al 2° compagno 2 bottiglie piene
 3 bottiglia a metà
 2 bottiglie vuote

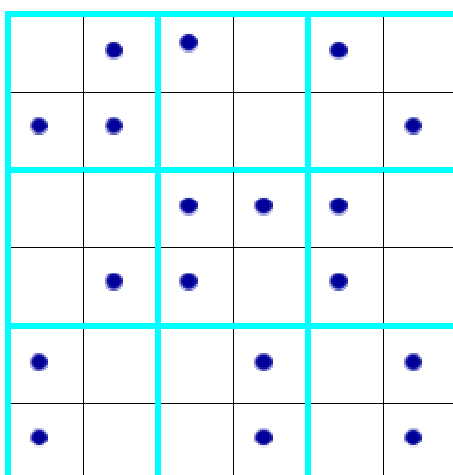
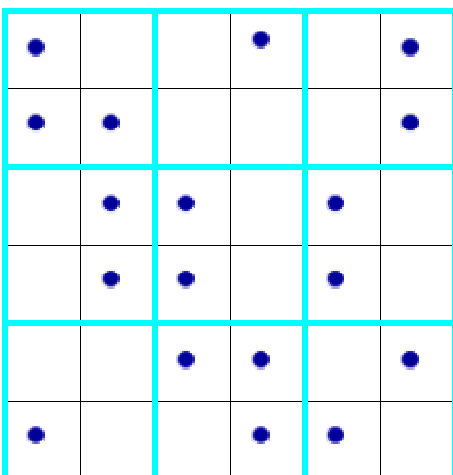
Al 3° compagno 2 bottiglie piene
 3 bottiglia a metà
 2 bottiglie vuote

🌀 PAN DI... ABETE



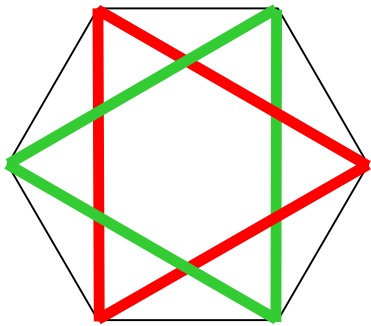
🌀 LE 9 TESSERE

Presentiamo due soluzioni:

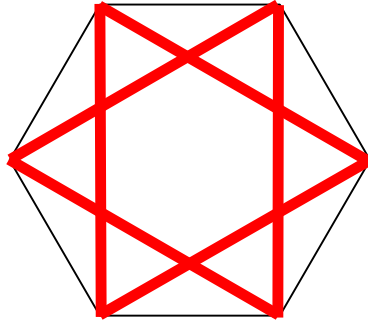


📌 QUANTI TRIANGOLI

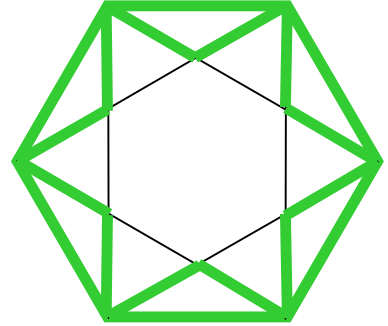
I triangoli sono 32.



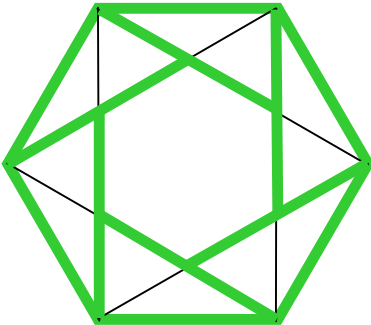
2



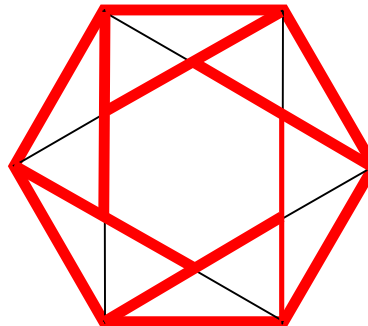
6



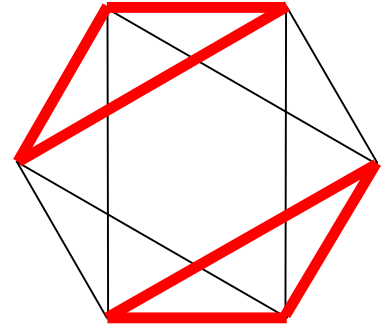
6



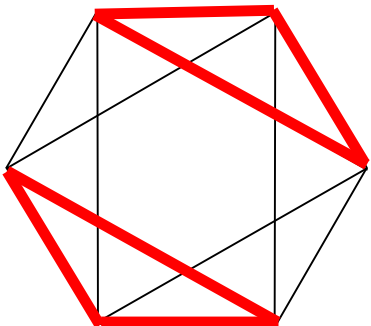
6



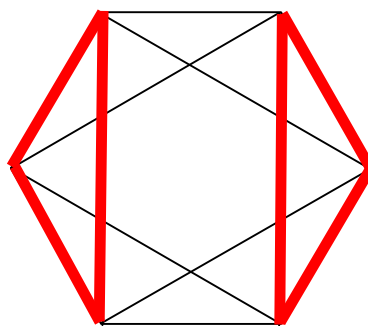
6



2



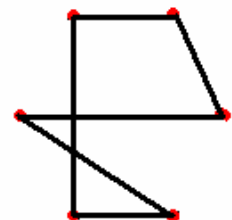
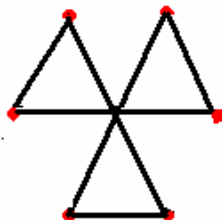
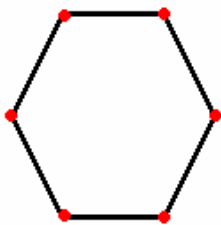
2

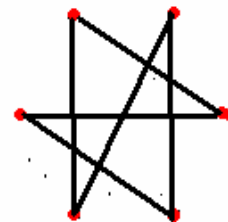
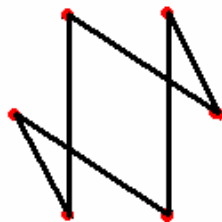
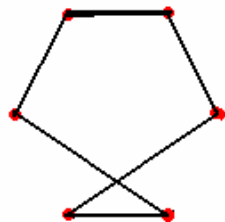
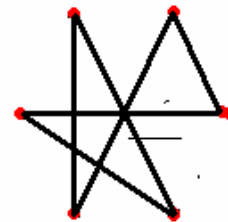
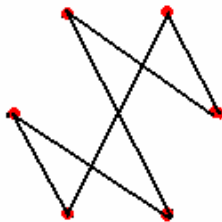
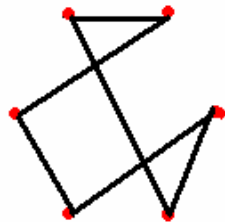
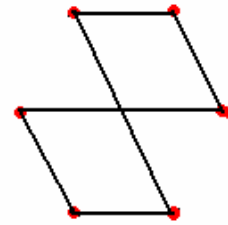
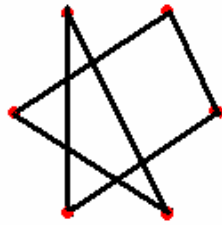
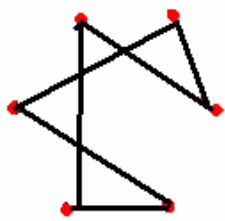


2

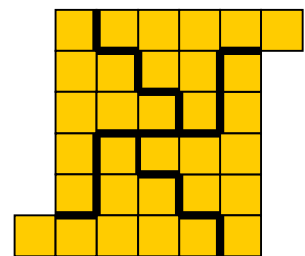
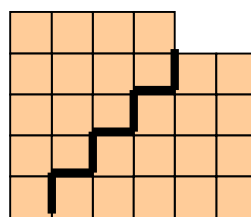
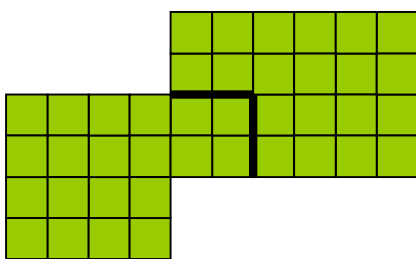
📌 STRANI ESAGONI

Queste sono alcune delle tante soluzioni:







🕒 COLPO D'OCCHIO 1

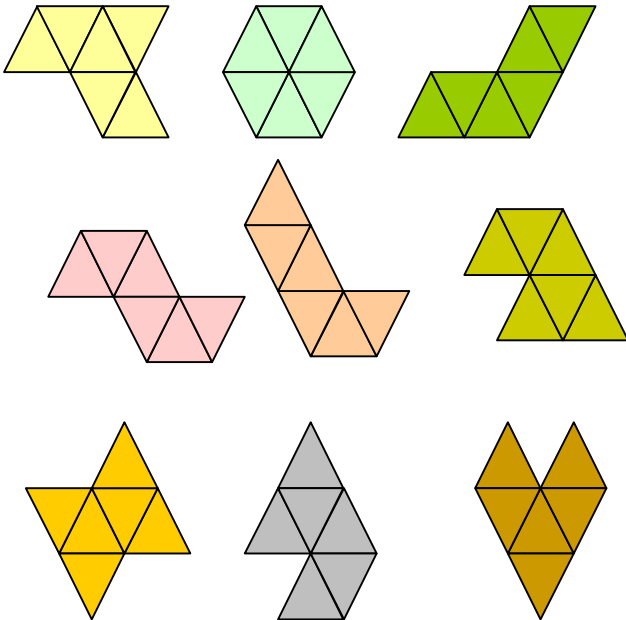


🕒 COLPO D'OCCHIO 2

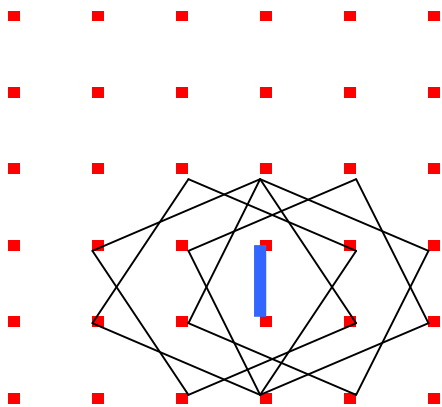


ESAMANTI

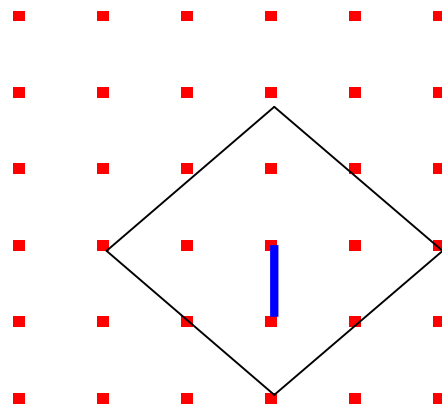
Gli esamanti sono 12. Ecco gli altri 9:



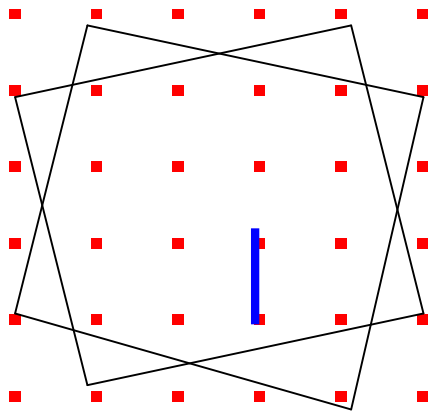
CONTA I QUADRATI



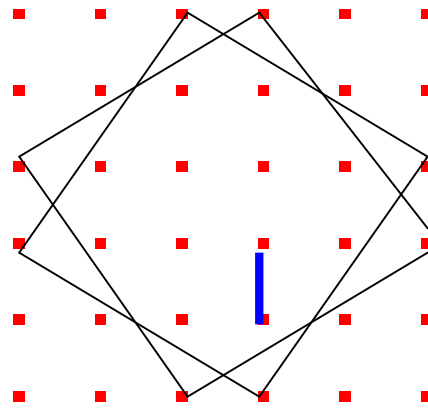
4 QUADRATI



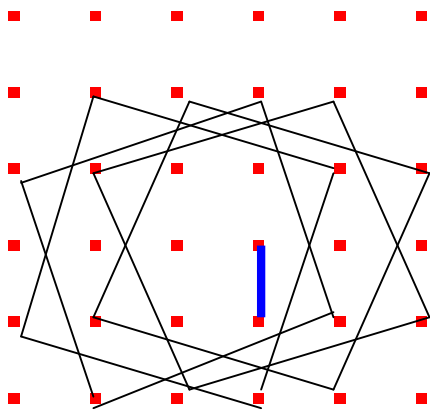
1 QUADRATI



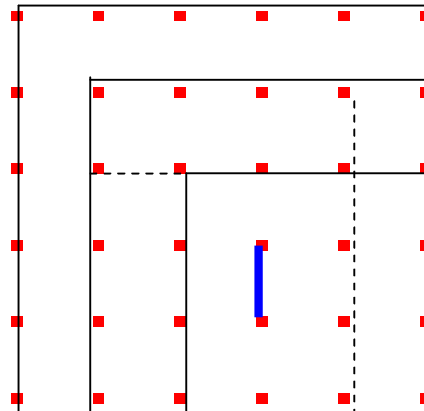
2 QUADRATI



2 QUADRATI

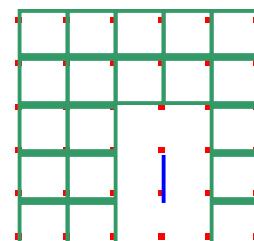
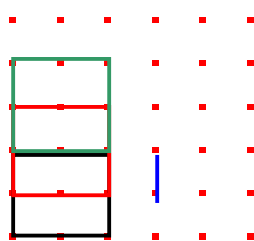
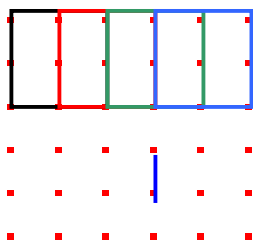


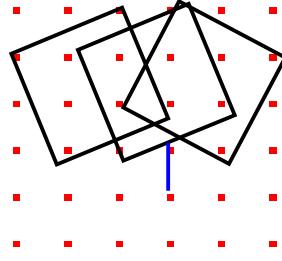
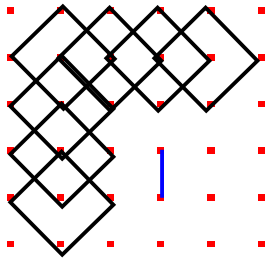
4 QUADRATI



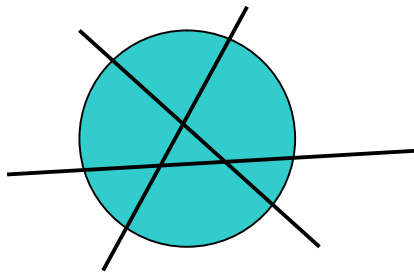
5 QUADRATI

© CONTA I QUADRATI



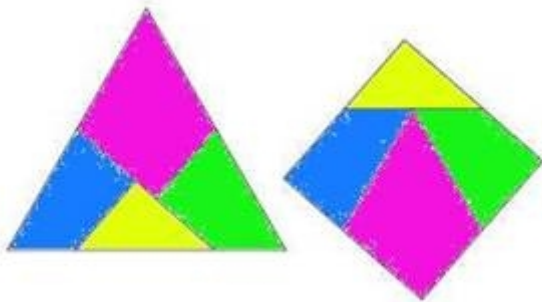


🕒 LE TRE RETTE



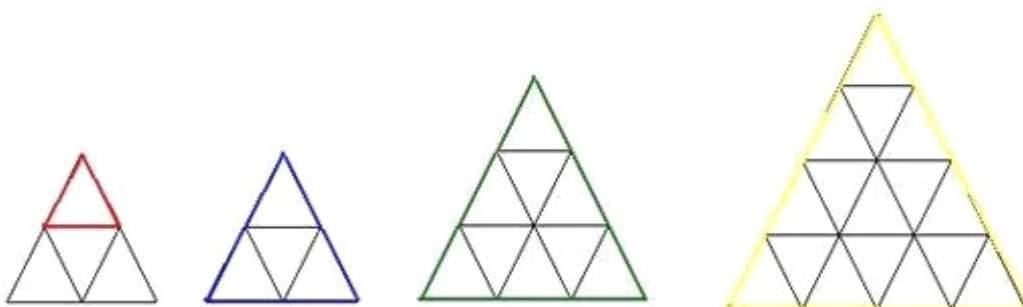
🕒 RICOSTRUISCI IL TRIANGOLO

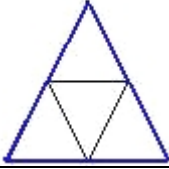
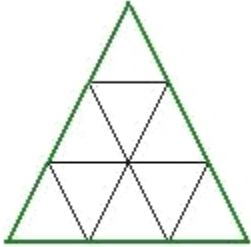
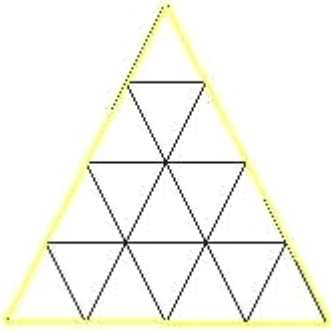
Ecco ricostruiti triangolo e quadrato!



🕒 TRIANGOLIAMO

Ti sei accorto che ci sono 4 triangoli di diversa grandezza da trovare nelle tre figure? Eccoli qui:



| | triangoli lato 1 | triangoli lato 2 | triangoli lato 3 | triangoli lato 4 | totale |
|--|------------------|------------------|------------------|------------------|--------|
|  | 4 | 1 | - | - | 5 |
|  | 9 | 3 | 1 | - | 13 |
|  | 16 | 7 | 3 | 1 | 27 |

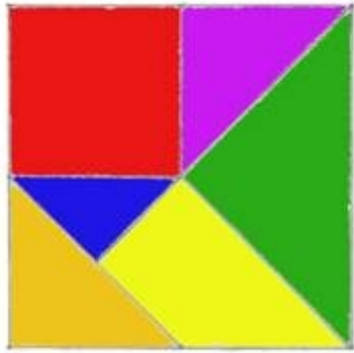
📌 FORMA IL QUADRATO

Ed ecco qua il quadrato!!!



📍 ANCORA QUADRATI

Eccoti il quadrato ricostruito! Aspetto le tue figure!!!



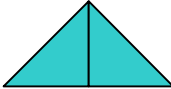
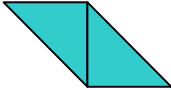
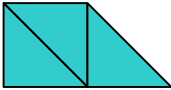
📍 TRAPEZIO ROMPICAPO

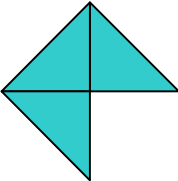
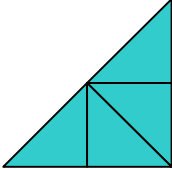

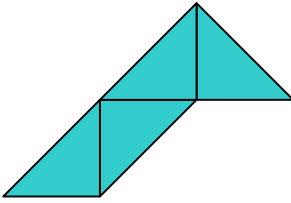

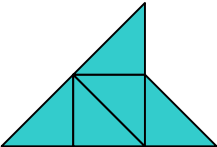
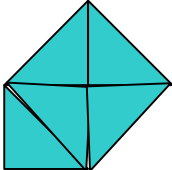
Eccoti il trapezio!!!

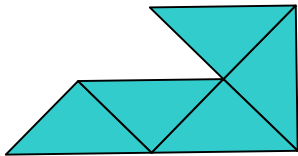
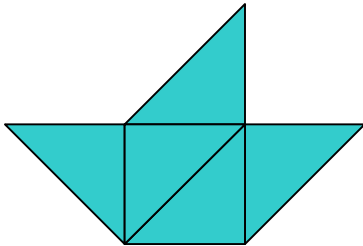
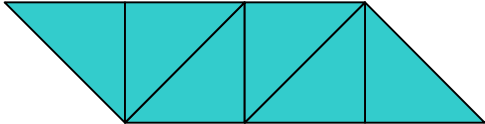
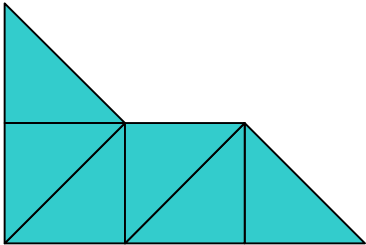
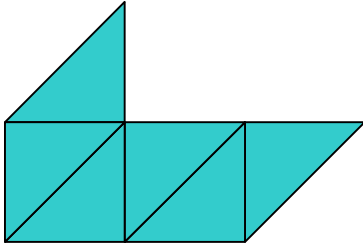
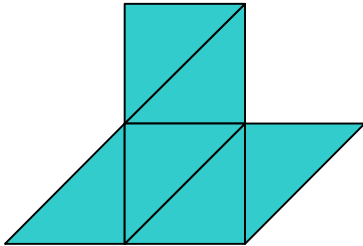


📍 COMPONIAMO LE FIGURE

Qui ci sono alcune figure-soluzione: se ne trovi altre mandacele!

| FIGURA | PEZZI | |
|------------------------|---------|---|
| TRIANGOLO 3 LATI | 2 PEZZI |  |
| QUADRILATERO 4 LATI | 2 PEZZI |  |
| QUADRILATERO 4 LATI | 3 PEZZI |  |

| | | |
|--------------------------------|----------------|--|
| <p>PENTAGONO 5 LATI</p> | <p>3 PEZZI</p> |  |
| <p>TRIANGOLO 3 LATI</p> | <p>4 PEZZI</p> |  |
| <p>QUADRILATERO 4 LATI</p> | <p>4 PEZZI</p> |  |
| <p>PENTAGONO 5 LATI</p> | <p>4 PEZZI</p> |  |
| <p>ESAGONO 6 LATI</p> | <p>4 PEZZI</p> |  |
| <p>QUADRILATERO 4 LATI</p> | <p>5 PEZZI</p> |  |
| <p>PENTAGONO 5 LATI</p> | <p>5 PEZZI</p> |  |


| | | |
|-----------------------------|----------------|--|
| <p>ESAGONO 6 LATI</p> | <p>5 PEZZI</p> |  |
| <p>ETTAGONO 7 LATI</p> | <p>5 PEZZI</p> |  |
| <p>ETTAGONO 7 LATI</p> | <p>5 PEZZI</p> |  |
| <p>PENTAGONO 5 LATI</p> | <p>6 PEZZI</p> |  |
| <p>ESAGONO 6 LATI</p> | <p>6 PEZZI</p> |  |
| <p>ETTAGONO 7 LATI</p> | <p>6 PEZZI</p> |  |

🌀 TANGRAM

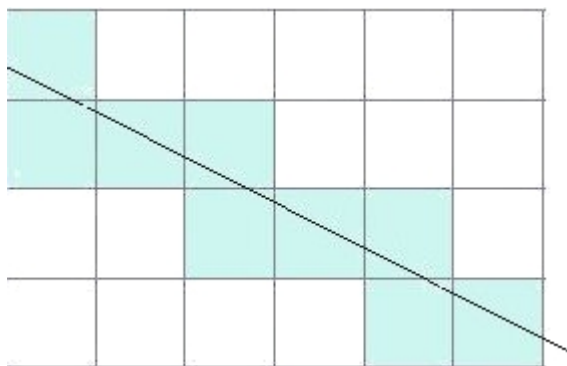
Questi sono i 13 poligoni convessi:



E questi sono i poligoni con i "pezzi" che li compongono.



LA PIEGA



QUADRATO DA COSTRUIRE

Ritaglia la parte azzurra e ribaltala: otterrai un quadrato di lato 6 quadretti

